

NEA International Radiological Protection School (IRPS)

Application instructions

1. Access the application form from the IRPS webpage

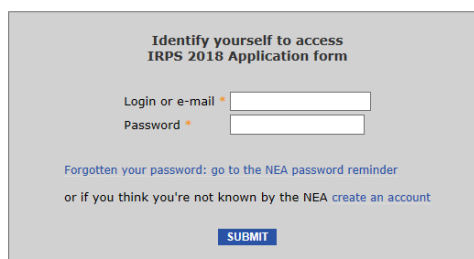
www.oecd-nea.org/rp/irps/

or directly access the registration area clicking on

www.oecd-nea.org/confdb/confdb/conf?id=278

2. Log in or create a new account.

Use your NEA login information to access the application area.



Identify yourself to access
IRPS 2018 Application form

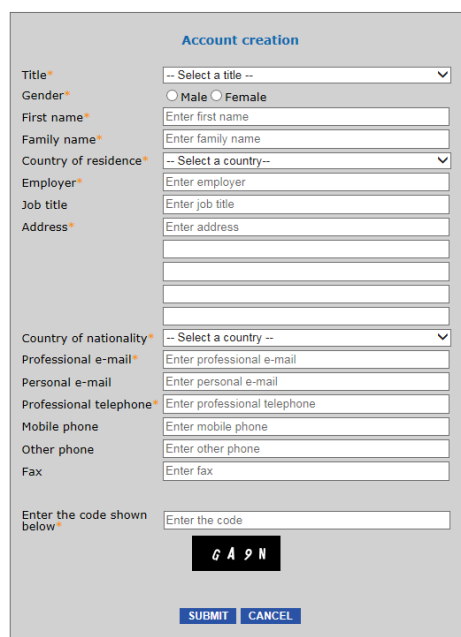
Login or e-mail *

Password *

[Forgotten your password: go to the NEA password reminder](#)
or if you think you're not known by the NEA [create an account](#)

If you cannot remember your password click on "Forgotten your password: go to the NEA password reminder", and you will receive an e-mail with your credentials.

If you are not known by the NEA click on "create an account" and insert the information required.



Account creation

Title *

Gender * Male Female

First name *

Family name *

Country of residence *

Employer *

Job title

Address *

Country of nationality *

Professional e-mail *


Personal e-mail

Professional telephone *

Mobile phone

Other phone

Fax

Enter the code shown below *


3. Once you have your credentials, access the application form again

(www.oecd-nea.org/confdb/confdb/conf?id=278) .

Before completing the application, check that your personal information is correct and up to date.

Click on the button 'Update your information' (top left of the page) to see or update your personal details.

4. Complete the application form and submit.

Do not hesitate to contact Ms Chiara Guido (irps@oecd-nea.org) if you require any assistance in accessing the application